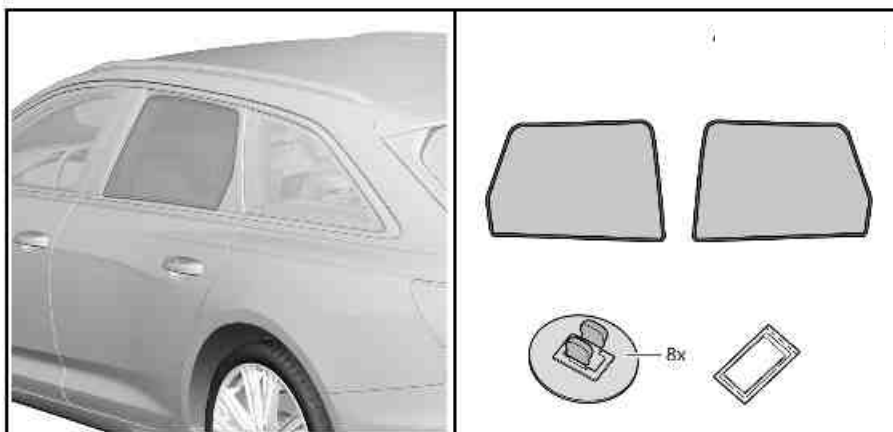


0078434ABC

AUDI A 6 Avant

Montageanleitung  
Fitting instructions  
Instructions de montage  
Istruzioni di montaggio  
Instrucciones de montaje  
Руководство по монтажу  
取付説明書  
安装说明书



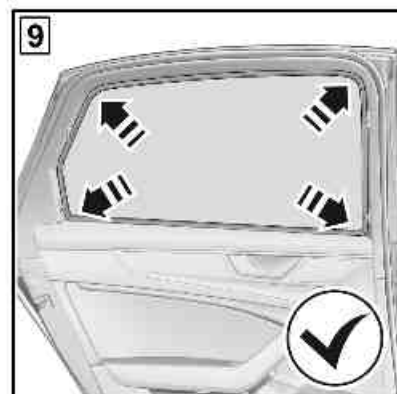
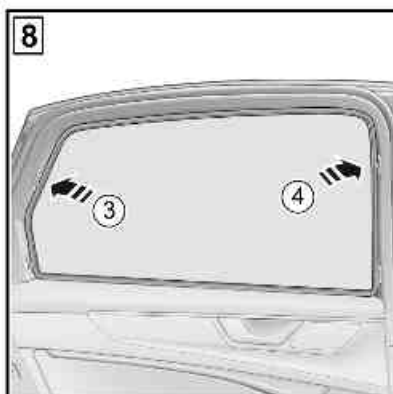
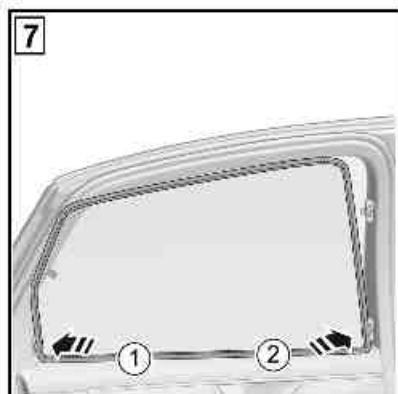
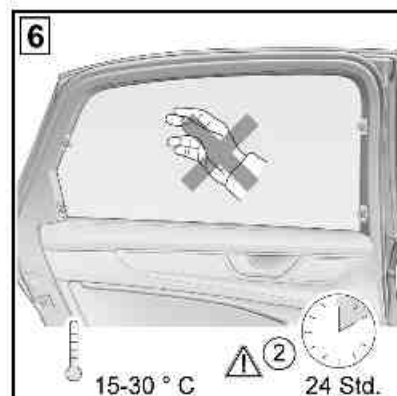
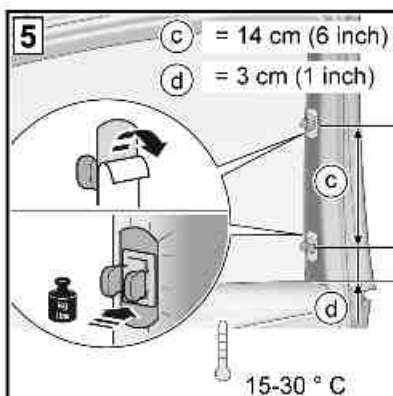
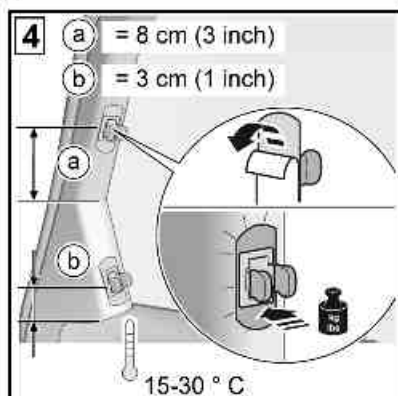
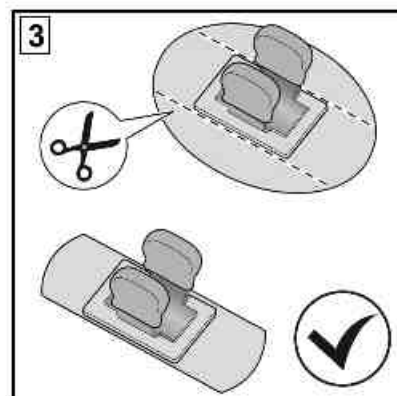
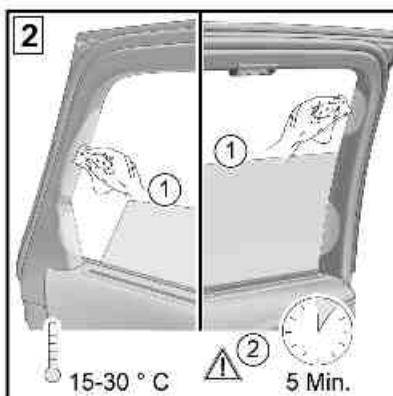
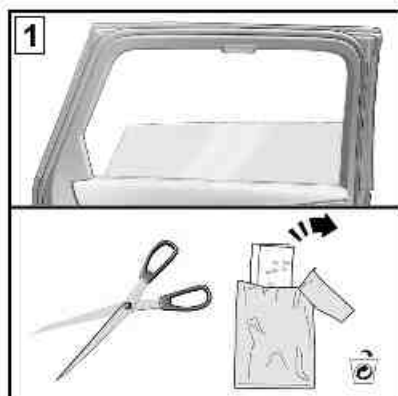
Änderungen des Lieferumfangs vorbehalten. | Equipment supplied is subject to alteration.  
Modifications de l'ensemble de livraison réservées. | Ci riserviamo modifiche all'entità della  
fornitura. | Se reservan las modificaciones del conjunto de suministro.

Сохраняется право на изменение комплекта поставки | 仕様および内容は予告なく変更する場合があります。

保留供货范围的变更权

08/2018

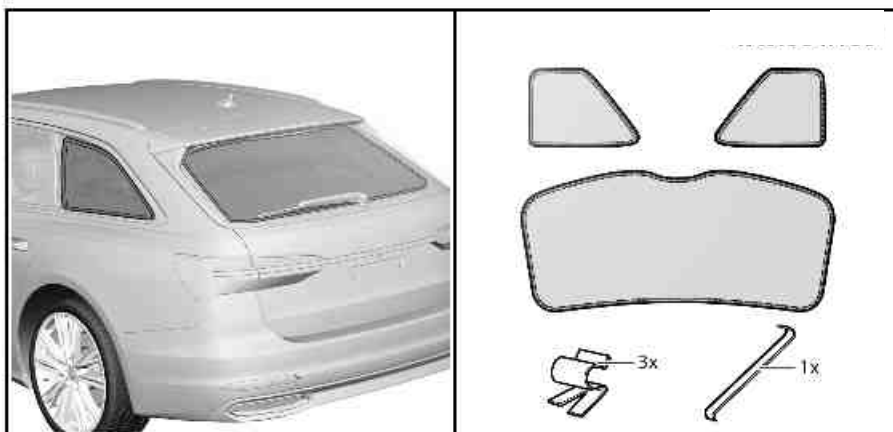
Audi A6 Avant 2019>



0078434ABC

AUDI A 6 Avant

Montageanleitung  
Fitting instructions  
Instructions de montage  
Istruzioni di montaggio  
Instrucciones de montaje  
Руководство по монтажу  
取付説明書  
安装说明书



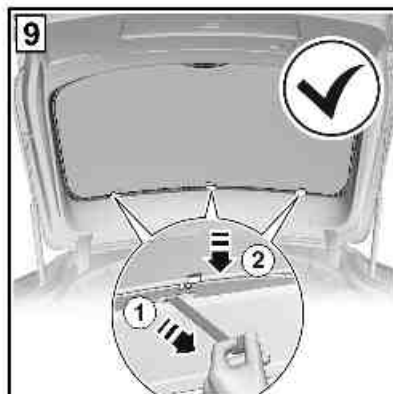
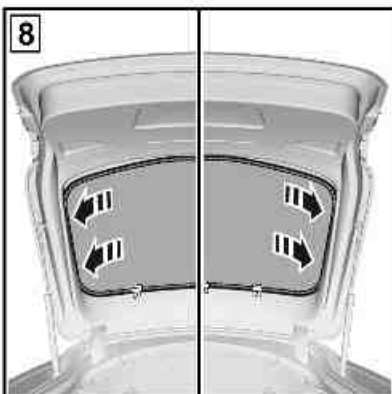
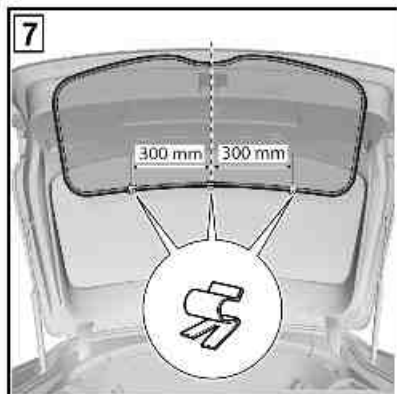
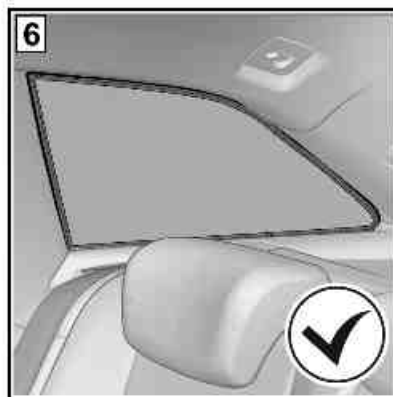
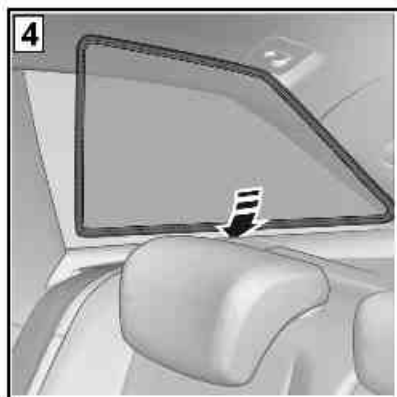
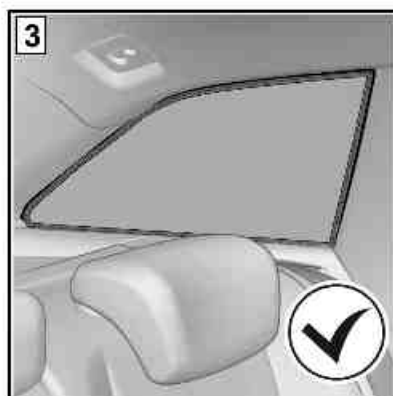
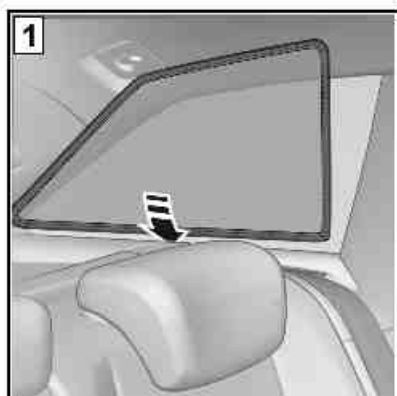
Änderungen des Lieferumfangs vorbehalten. | Equipment supplied is subject to alteration.  
Modifications de l'ensemble de livraison réservées. | Ci riserviamo modifiche all'entità della  
fornitura. | Se reservan las modificaciones del conjunto de suministro.

Сохраняется право на изменение комплекта поставки | 仕様および内容は予告なく変更する場合があります。

保留供货范围的变更权

09/2018

A6 Avant 2019>

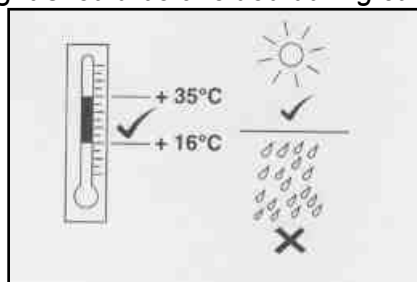




## Hinweise zur Vermeidung von Fehlern beim Kleben

### ***Recommendations for the prevention of errors during gluing***

- Die zu verklebenden Oberflächen müssen sauber, trocken, fett- und staubfrei sein  
*The surfaces must be clean, dry, grease- and dust free*
- Silikonhaltiges Cockpitspray ist unbedingt zu vermeiden  
*Cockpit spray which contains silicone has absolutely to be avoided*
- Nach dem Reinigen mit dem Reinigungstuch darf erst nach vollständigen Abtrocknen verklebt werden  
*To be used only after complete drying and cleaning with cleaning cloth*
- Die Oberflächentemperatur der Klebefläche soll während des Aushärtezeitraums (24 bis 48 Stunden) nicht unterhalb von 16°C und oberhalb von 35°C liegen. Direkte Sonneneinstrahlung ist im Aushärtezeitraum zu vermeiden  
*The surface temperature of the adhesive surface during curing time (24 to 48 hours) should not be below 16°C and not over 35°C. Direct sunlight should be avoided during curing time*



- Der Klebhalter sollte beim Ankleben mindestens 30 Sekunden fest angedrückt werden  
*The adhesive holders should be pressed firmly for 30 seconds during gluing.*
- Die vollständige Klebekraft wird erst nach 48 Stunden erreicht  
*Full adhesion is reached after 48 hours only*
- Der Sonnenschutz darf erst nach Erreichen der vollständigen Klebekraft eingebaut werden und muss spannungsfrei zwischen den Clips fixiert sein  
*The Sonniboy has to be installed only after reaching the full bond strength and has to be fixed without tension between the clips*

